

- NOTES**
1. ALL DIMENSIONS ARE IN mm UNLESS STATED OTHERWISE.
 2. THIS DRAWING IS PRELIMINARY AND SUBJECT TO CHANGE AT THE DETAILED DESIGN STAGE OR EIRGRD REQUIREMENTS.
 3. THIS DRAWING IS BASED ON 04831-RES-LAY-DR-EE-001 REV 3.
 4. FOUL WATER HOLDING TANKS TO BE LOCATED ADJACENT TO ACCESS ROAD. EXACT LOCATIONS TO BE CONFIRMED AT DETAILED DESIGN STAGE.
 5. RAIN WATER HARVESTING TANKS LOCATIONS TO BE CONFIRMED AT DETAILED DESIGN STAGE.
 6. SOAKAWAY / OFFFUSE OUTFALL LOCATION AND SIZE TO BE DETERMINED AT DETAILED DESIGN STAGE.

- KEY**
- CB - CIRCUIT BREAKER
 - CSE - CABLE SEALING END
 - CT - CURRENT TRANSFORMER
 - CM - COMBINATION MAST
 - DISC - DISCONNECTOR
 - DS/E - DISCONNECTOR AND EARTH SWITCH
 - LM - LIGHTNING MAST
 - PI - POST INSULATOR
 - PIR - PIR INSERTION RESISTOR
 - SA - SURGE ARRESTOR
 - VT - VOLTAGE TRANSFORMER

Produced by: Francesco Ghergo
 Renewable Energy Systems Ltd
 Registered Office: Beaufort Court, Egg Farm
 Lane, Kings Langley, Hertfordshire WD4 8LR

PLAN SHEET 1 OF 5

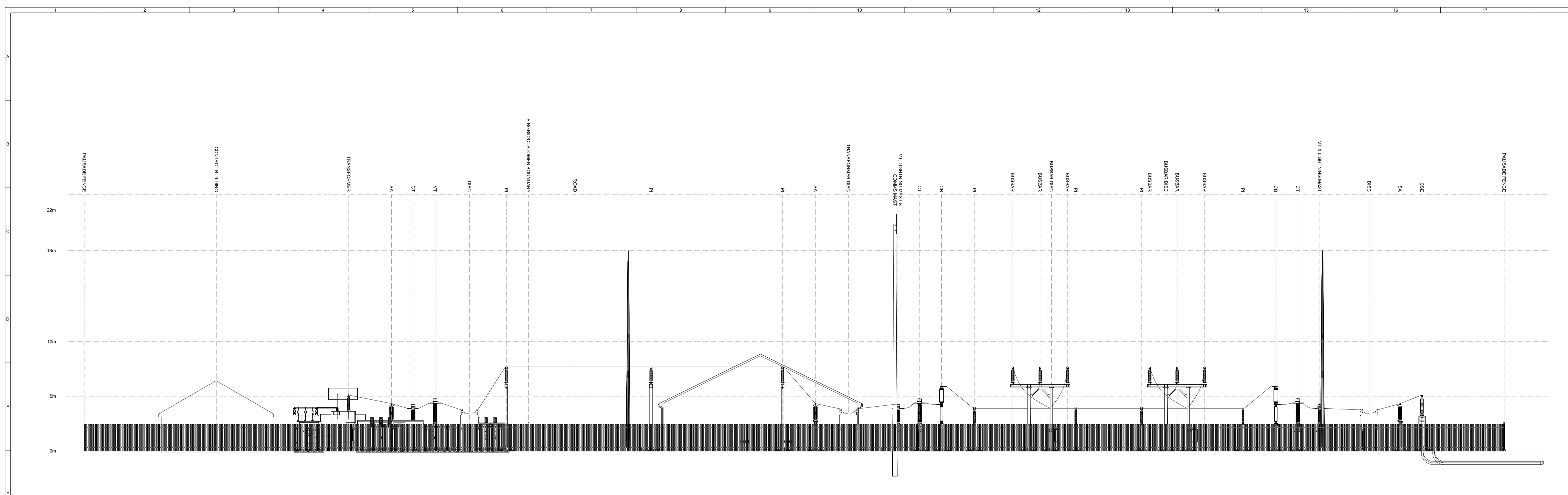
REV	DATE	BY	CHKD	APPD	REVISION NOTES
4	2023-08-02	RS	RS	RS	Final layout update
3	2023-11-02	RS	RS	RS	Final and then water tanks addition
2	2023-10-31	RS	RS	RS	Minor update
1	2023-10-07	RS	RS	RS	Final Issue

SCALE	PERMITTING	COORDINATES
1:200 @ A0		N/A
LAYOUT DWG		LAYOUT NO.
N/A		N/A

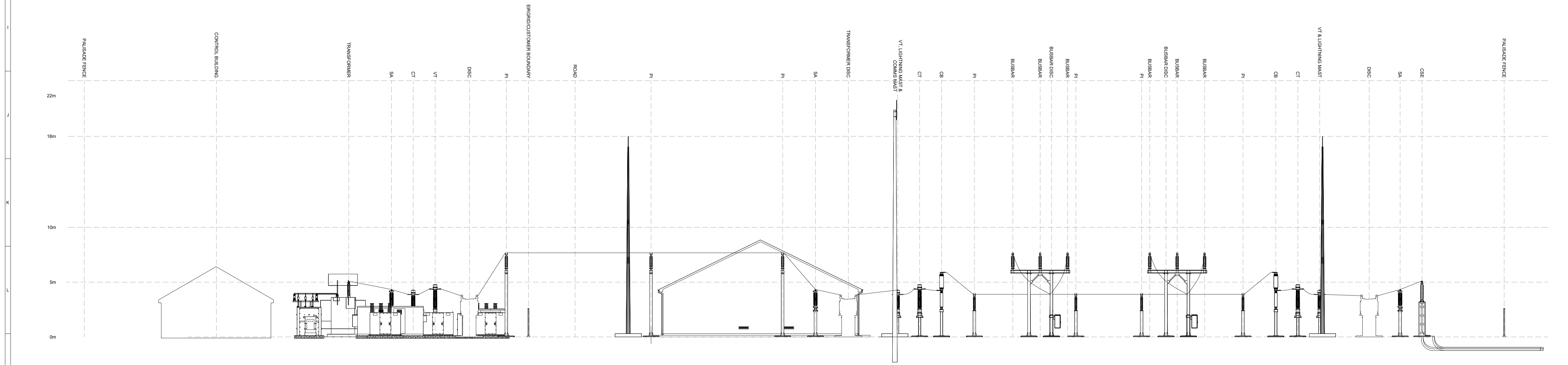
PROJECT TITLE: COOLSHAMROCK SOLAR

FIGURE 5
 SUBSTATION COMPOUND LAYOUT
 PLAN AND ELEVATIONS

04831-RES-SUB-DR-PT-101



ELEVATION B - SHOWN WITH PALISADE FENCE
SCALE 1:250



ELEVATION B - SHOWN WITHOUT PALISADE FENCE
SCALE 1:250

NOTES

1. ALL DIMENSIONS ARE IN mm UNLESS STATED OTHERWISE.
2. THIS DRAWING IS PRELIMINARY AND SUBJECT TO CHANGE AT THE DETAILED DESIGN STAGE OR EIRGRID REQUIREMENTS.
3. THIS DRAWING IS BASED ON 04831-RES-LAY-DR-EE-001 REV 3.
4. FOUL WATER HOLDING TANKS TO BE LOCATED ADJACENT TO ACCESS ROAD. EXACT LOCATIONS TO BE CONFIRMED AT DETAILED DESIGN STAGE.
5. RAIN WATER HARVESTING TANKS LOCATIONS TO BE CONFIRMED AT DETAILED DESIGN STAGE.
6. SOAKAWAY / DIFFUSE OUTFALL LOCATION AND SIZE TO BE DETERMINED AT DETAILED DESIGN STAGE.

KEY

- CB - CIRCUIT BREAKER
- CSE - CABLE SEALING END
- CT - CURRENT TRANSFORMER
- CM - COMMUNICATION MAST
- DISC - DISCONNECTOR
- DSIE - DISCONNECTOR AND EARTH SWITCH
- LM - LIGHTNING MAST
- PI - POST INSULATOR
- PIR - PRE INSERTION RESISTOR
- SA - SURGE ARRESTOR
- VT - VOLTAGE TRANSFORMER

Produced by: Francesco Ghergo
Renewable Energy Systems Ltd
 Registered Office: Beaufort Court, Egg Farm Lane, Kings Langley, Hertfordshire WD4 8LR

**ELEVATION B
SHEET 3 OF 5**

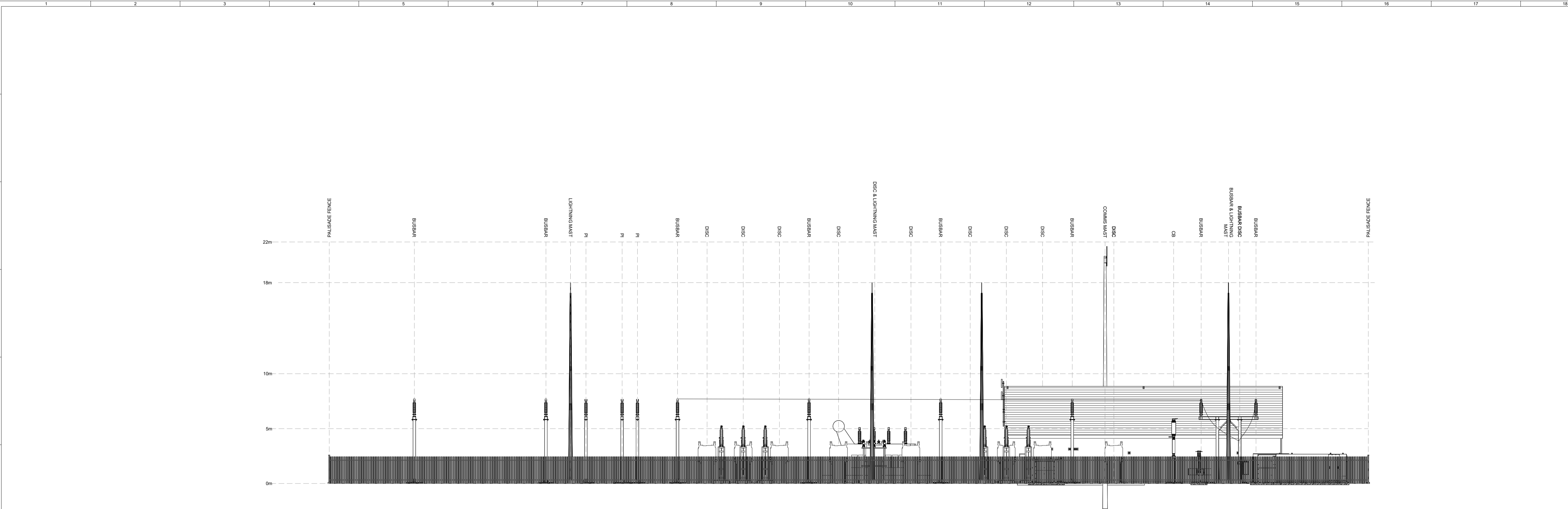
4	FG	MK	RB	2023-08-02	IPP building updated
3	FG	MK	RB	2022-11-22	Foul and fresh water tanks addition
2	FG	MK	RB	2022-10-31	Minor update
1	FG	CC	RB	2022-10-07	First Issue
ISSUE	DRAWN	CHKD	APPD	DATE	REVISION NOTES
PURPOSE					COORDINATES
PERMITTING					
SCALE	1:200	@ A1	DATUM	N/A	
LAYOUT DWG	N/A	T.LAYOUT NO.	N/A		
PROJECT TITLE					
COOLSHAMROCK SOLAR					

**FIGURE 5
SUBSTATION COMPOUND LAYOUT
PLAN AND ELEVATIONS**

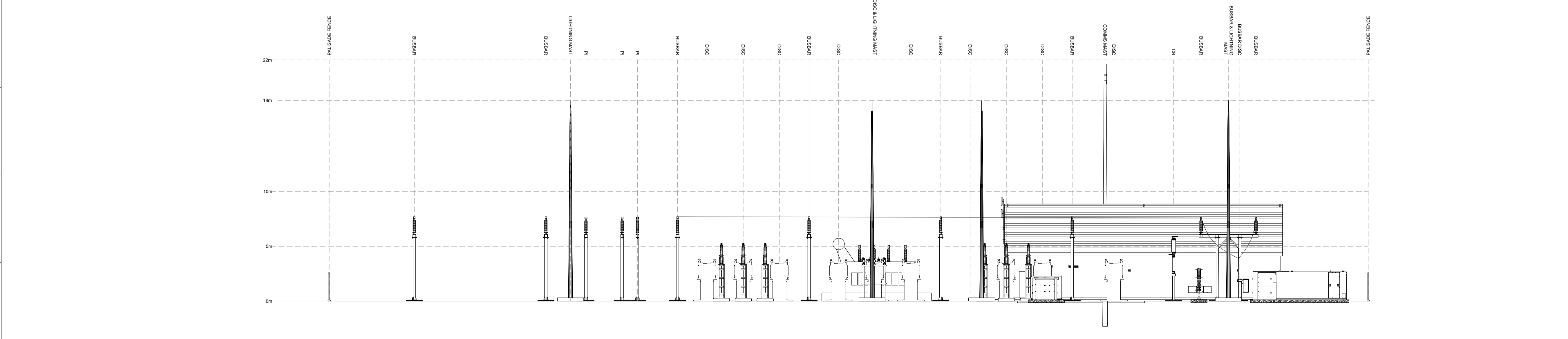
RES DRAWING NUMBER
04831-RES-SUB-DR-PT-101 REV **4**

THIS DRAWING IS THE PROPERTY OF RENEWABLE ENERGY SYSTEMS LIMITED AND NO REPRODUCTION MAY BE MADE IN WHOLE OR IN PART WITHOUT PERMISSION





ELEVATION C - SHOWN WITH PALISADE FENCE
SCALE 1:200



ELEVATION C - SHOWN WITHOUT PALISADE FENCE
SCALE 1:200

- NOTES**
1. ALL DIMENSIONS ARE IN mm UNLESS STATED OTHERWISE.
 2. THIS DRAWING IS PRELIMINARY AND SUBJECT TO CHANGE AT THE DETAILED DESIGN STAGE OR EIRGRID REQUIREMENTS.
 3. THIS DRAWING IS BASED ON 04831-RES-LAY-DR-EE-001 REV 3.
 4. FOUL WATER HOLDING TANKS TO BE LOCATED ADJACENT TO ACCESS ROAD. EXACT LOCATIONS TO BE CONFIRMED AT DETAILED DESIGN STAGE.
 5. RAIN WATER HARVESTING TANKS LOCATIONS TO BE CONFIRMED AT DETAILED DESIGN STAGE.
 6. SOAKAWAY / DIFFUSE OUTFALL LOCATION AND SIZE TO BE DETERMINED AT DETAILED DESIGN STAGE.

- KEY**
- CB - CIRCUIT BREAKER
 - CSE - CABLE SEALING END
 - CT - CURRENT TRANSFORMER
 - CM - COMMUNICATION MAST
 - DISC - DISCONNECTOR
 - DSIE - DISCONNECTOR AND EARTH SWITCH
 - LM - LIGHTNING MAST
 - PI - POST INSULATOR
 - PIR - PRE INSERTION RESISTOR
 - SA - SURGE ARRESTOR
 - VT - VOLTAGE TRANSFORMER

Produced by: Francesco Ghergo
Renewable Energy Systems Ltd
Registered Office: Beaufort Court, Egg Farm Lane, Kings Langley, Hertfordshire WD4 8LR

ELEVATION C
SHEET 4 OF 5

4	FG	MK	RB	2023-08-02	IPP building updated
3	FG	MK	RB	2022-11-22	Foul and fresh water tanks addition
2	FG	MK	RB	2022-10-31	Minor update
1	FG	CC	RB	2022-10-07	First Issue
ISSUE	DRAWN	CHKD	APPD	DATE	REVISION NOTES
PURPOSE					COORDINATES
PERMITTING					
SCALE	1:200	@ A1	DATUM	N/A	
LAYOUT DWG	N/A			T-LAYOUT NO.	N/A

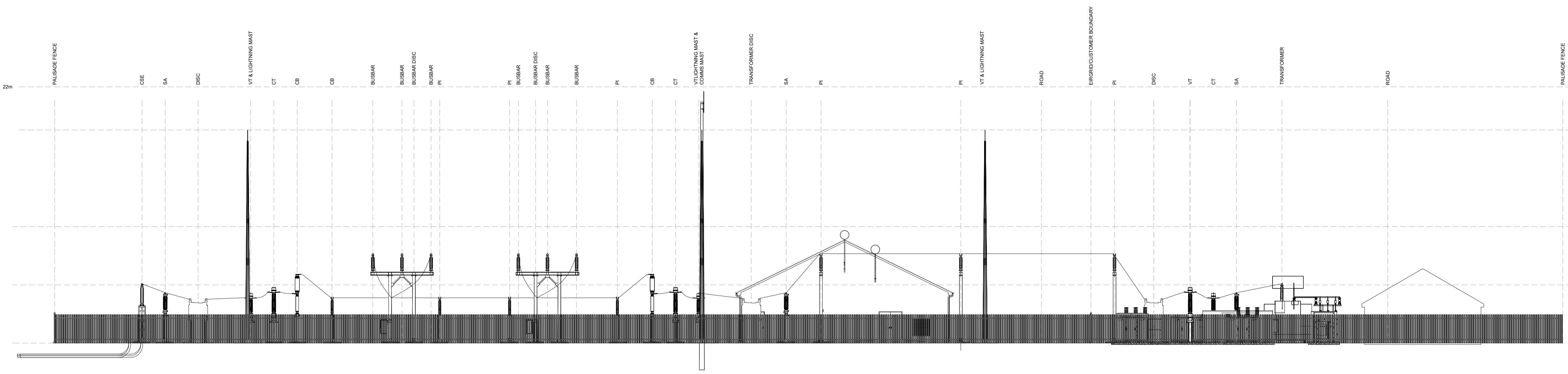
PROJECT TITLE
COOLSHAMROCK SOLAR

DRAWING TITLE
FIGURE 5
SUBSTATION COMPOUND LAYOUT
PLAN AND ELEVATIONS

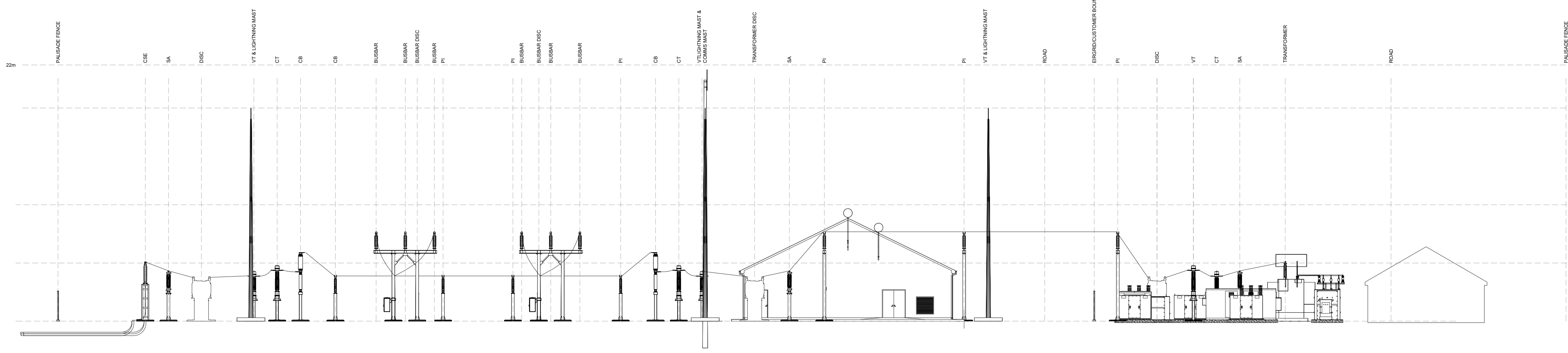
RES DRAWING NUMBER
04831-RES-SUB-DR-PT-101
REV
4

THIS DRAWING IS THE PROPERTY OF RENEWABLE ENERGY SYSTEMS LIMITED AND NO REPRODUCTION MAY BE MADE IN WHOLE OR IN PART WITHOUT PERMISSION





ELEVATION D - SHOWN WITH PALISADE FENCE
SCALE 1:250



ELEVATION D - SHOWN WITHOUT PALISADE FENCE
SCALE 1:250

- NOTES**
- ALL DIMENSIONS ARE IN mm UNLESS STATED OTHERWISE.
 - THIS DRAWING IS PRELIMINARY AND SUBJECT TO CHANGE AT THE DETAILED DESIGN STAGE OR EIRGRID REQUIREMENTS.
 - THIS DRAWING IS BASED ON 04831-RES-LAY-DR-EE-001 REV 3.
 - FOUL WATER HOLDING TANKS TO BE LOCATED ADJACENT TO ACCESS ROAD. EXACT LOCATIONS TO BE CONFIRMED AT DETAILED DESIGN STAGE.
 - RAIN WATER HARVESTING TANKS LOCATIONS TO BE CONFIRMED AT DETAILED DESIGN STAGE.
 - SOAKAWAY / DIFFUSE OUTFALL LOCATION AND SIZE TO BE DETERMINED AT DETAILED DESIGN STAGE.

- KEY**
- CB - CIRCUIT BREAKER
 - CSE - CABLE SEALING END
 - CT - CURRENT TRANSFORMER
 - CM - COMMUNICATION MAST
 - DISC - DISCONNECTOR
 - DSIE - DISCONNECTOR AND EARTH SWITCH
 - LM - LIGHTNING MAST
 - PI - POST INSULATOR
 - PIR - PRE INSERTION RESISTOR
 - SA - SURGE ARRESTOR
 - VT - VOLTAGE TRANSFORMER

Produced by: Francesco Ghergo
Renewable Energy Systems Ltd
 Registered Office: Beaufort Court, Egg Farm Lane, Kings Langley, Hertfordshire WD4 8LR

**ELEVATION D
SHEET 5 OF 5**

4	FG	MK	RB	2023-08-02	IPP building updated
3	FG	MK	RB	2022-11-22	Foul and fresh water tanks addition
2	FG	MK	RB	2022-10-31	Minor update
1	FG	CC	RB	2022-10-07	First Issue
ISSUE	DRAWN	CHKD	APPD	DATE	REVISION NOTES
PURPOSE					COORDINATES
PERMITTING					
SCALE	1:200	@ A1	DATUM	N/A	
LAYOUT DWG	N/A		T-LAYOUT NO.	N/A	

PROJECT TITLE
COOLSHAMROCK SOLAR

DRAWING TITLE
**FIGURE 5
SUBSTATION COMPOUND LAYOUT
PLAN AND ELEVATIONS**

RES DRAWING NUMBER
04831-RES-SUB-DR-PT-101 REV **4**

THIS DRAWING IS THE PROPERTY OF RENEWABLE ENERGY SYSTEMS LIMITED AND NO REPRODUCTION MAY BE MADE IN WHOLE OR IN PART WITHOUT PERMISSION

